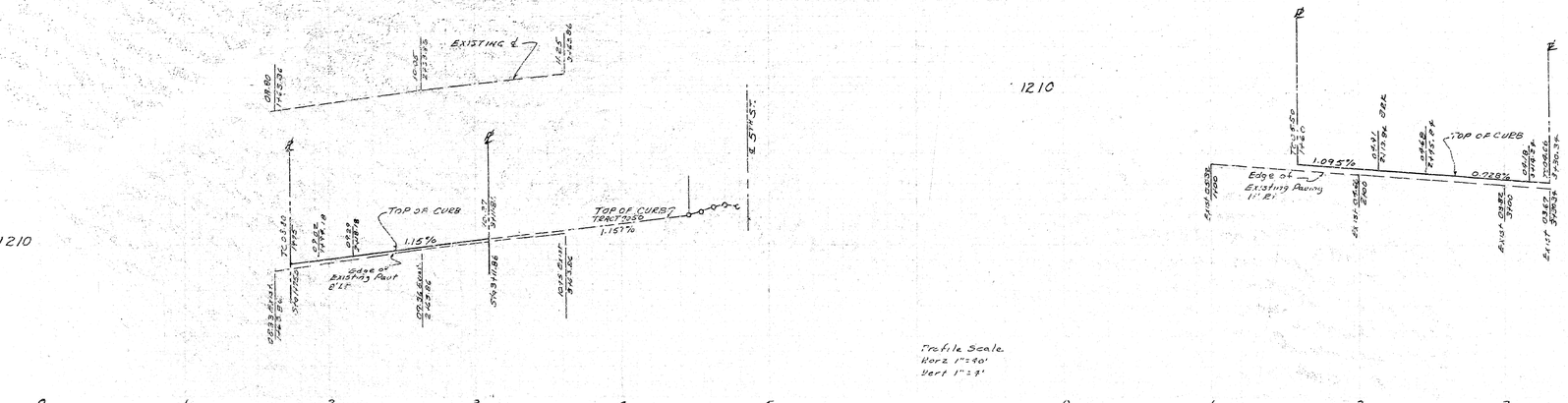

NOTES:

1. All work shown on these plans shall be done in conformity with applicable provisions of Specifications No 2521 of the City of San Bernardino.
2. All standard cross sections of curb and gutter and sidewalks and driveway approaches shall be as per City of San Bernardino Department of Engineering Standard Drawings No 2921 A & B & E
3. The existence and location shown underground utility pipes or structures shown on these plans are obtained by a search of available records. To the best of our knowledge there are no existing utilities except as shown on this map.
4. The contractor is required to take due precautionary measures to protect the utility lines and any other lines not of record or not shown on these drawings.
5. Sufficient soil tests by recognized soil testing laboratory shall be required to determine the adequacy of indicated street sections. If the results of these tests show the existing subgrade to be inferior, sufficient base material shall be placed to support the indicated surfacing and/or the surfacing thickness shall be increased.
6. BENCHMARK - on headwall of culvert N.E. Corner of Foothill Blvd and Meridian Ave Elev. 1207.79

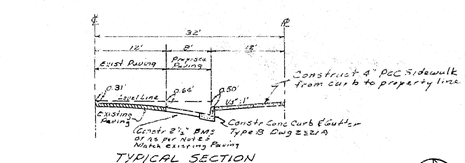

TYPICAL SECTION
MERIDIAN AVENUE



TYPICAL SECTION
DRIVEWAY AT CURB

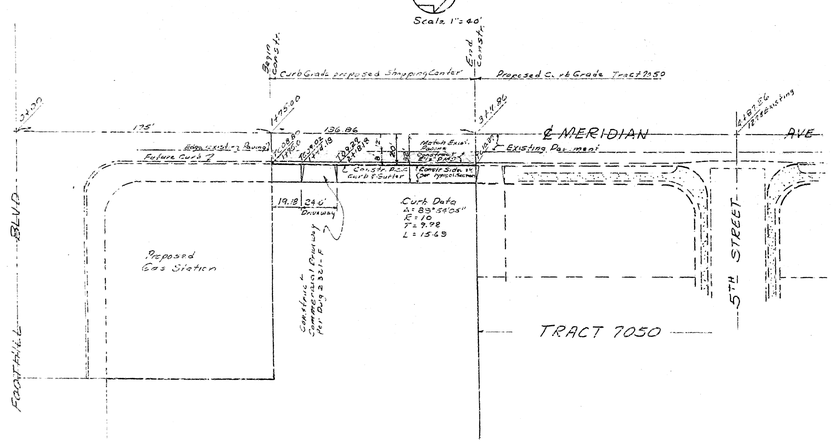

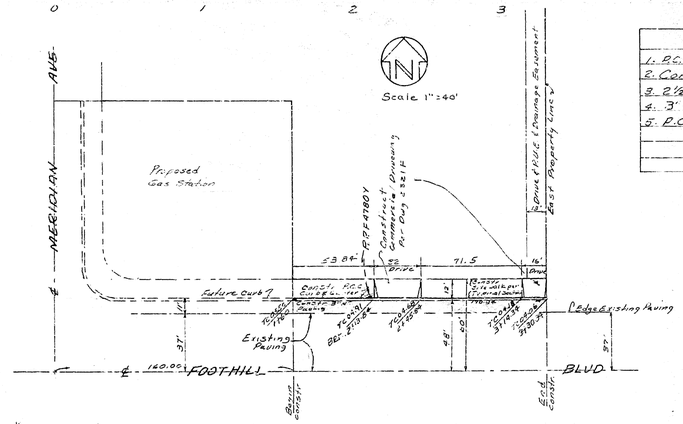

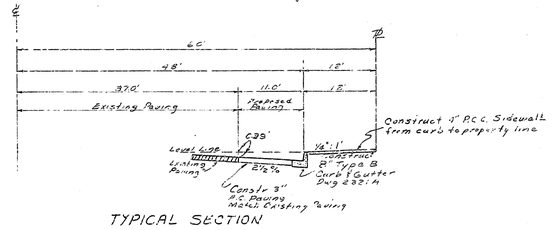

TYPICAL SECTION
FOOTHILL BLVD

ESTIMATE OF QUANTITIES

ITEM	QUANTITY
1. P.C.C. Curb & Gutter Type B	307 lin. ft.
2. Commercial Driveways	830 sq. ft.
3. 2½" R.M.S. Paving	890 sq. ft.
4. 3" A.C. Paving	1620 sq. ft.
5. P.C.C. Sidewalk	2700 sq. ft.

Ralph Stone RCE No 12620

DEPARTMENT OF ENGINEERING
CITY OF SAN BERNARDINO

IMPROVEMENT PLANS
PROPOSED CURBS
for SHOPPING CENTER
N.E. CORNER FOOTHILL BLVD & MERIDIAN AVE

SUBMITTED BY JOHNSON & STONE	REFERENCE	DRA ING NO
APPROVED October 28, 1963	DRAWN BY RGS	300'
J. L. Huber CITY ENGINEER		SHEET 1 OF 1
REGISTERED CIVIL ENGINEER NO. 18633		

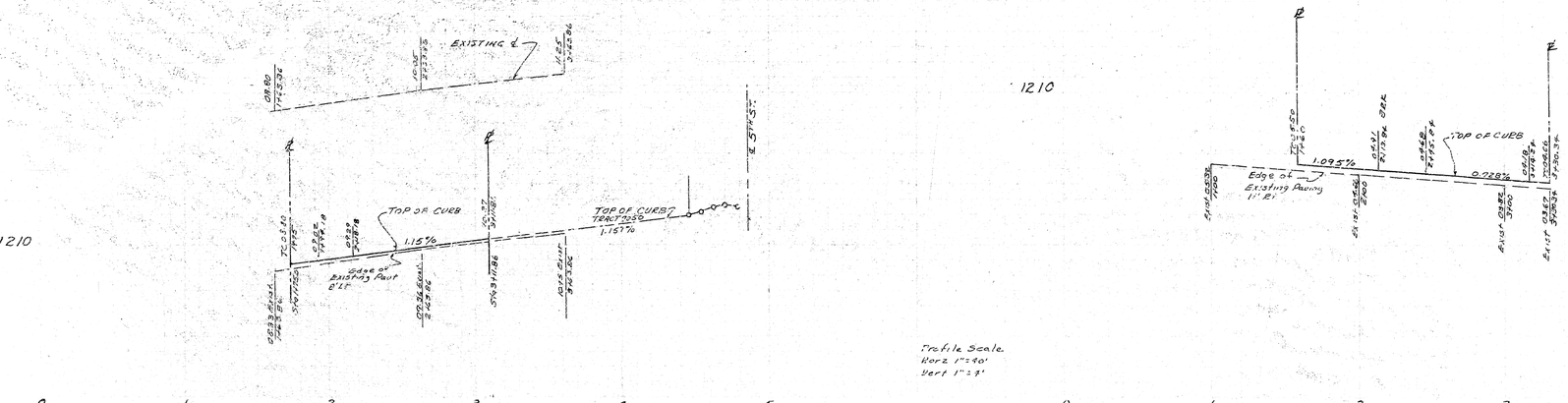

NOTES:

1. All work shown on these plans shall be done in conformity with applicable provisions of Specifications No 2521 of the City of San Bernardino.
2. All standard cross sections of curb and gutter and sidewalks and driveway approaches shall be as per City of San Bernardino Department of Engineering Standard Drawings No 2921 A & B & E
3. The existence and location shown underground utility pipes or structures shown on these plans are obtained by a search of available records. To the best of our knowledge there are no existing utilities except as shown on this map.
4. The contractor is required to take due precautionary measures to protect the utility lines and any other lines not of record or not shown on these drawings.
5. Sufficient soil tests by recognized soil testing laboratory shall be required to determine the adequacy of indicated street sections. If the results of these tests show the existing subgrade to be inferior, sufficient base material shall be placed to support the indicated surfacing and/or the surfacing thickness shall be increased.
6. BENCHMARK - on headwall of culvert N.E. Corner of Foothill Blvd and Meridian Ave Elev. 1207.79

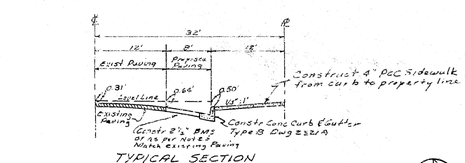

TYPICAL SECTION
MERIDIAN AVENUE



TYPICAL SECTION
DRIVEWAY AT CURB

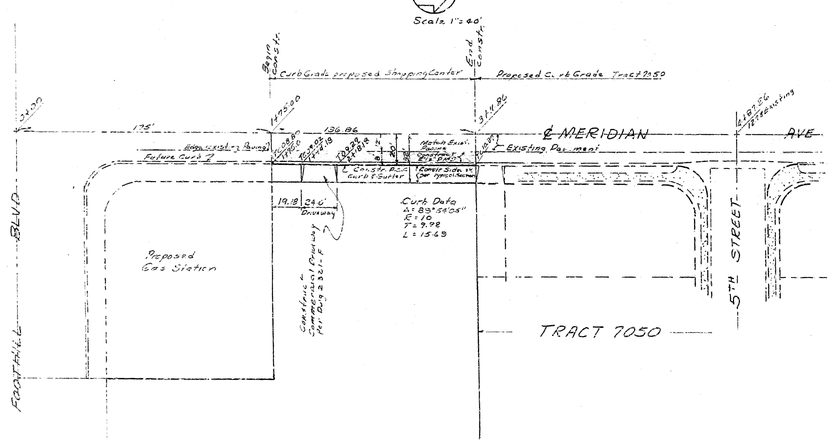

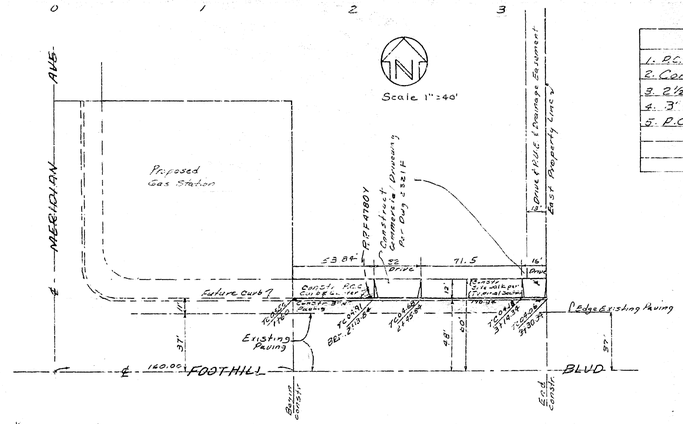

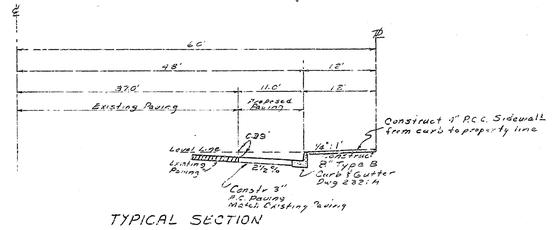

TYPICAL SECTION
FOOTHILL BLVD

ESTIMATE OF QUANTITIES

ITEM	QUANTITY
1. P.C.C. Curb & Gutter Type B	307 lin. ft.
2. Commercial Driveways	830 sq. ft.
3. 2½" R.M.S. Paving	890 sq. ft.
4. 3" A.C. Paving	1620 sq. ft.
5. P.C.C. Sidewalk	2700 sq. ft.

Ralph Stone RCE No 12620

DEPARTMENT OF ENGINEERING
CITY OF SAN BERNARDINO

IMPROVEMENT PLANS
PROPOSED CURBS
for SHOPPING CENTER
N.E. CORNER FOOTHILL BLVD & MERIDIAN AVE

SUBMITTED BY JOHNSON & STONE	REFERENCE	DRA ING NO
APPROVED October 28, 1963	DRAWN BY RGS	300'
J. L. Huber CITY ENGINEER		SHEET 1 OF 1
REGISTERED CIVIL ENGINEER NO. 18633		

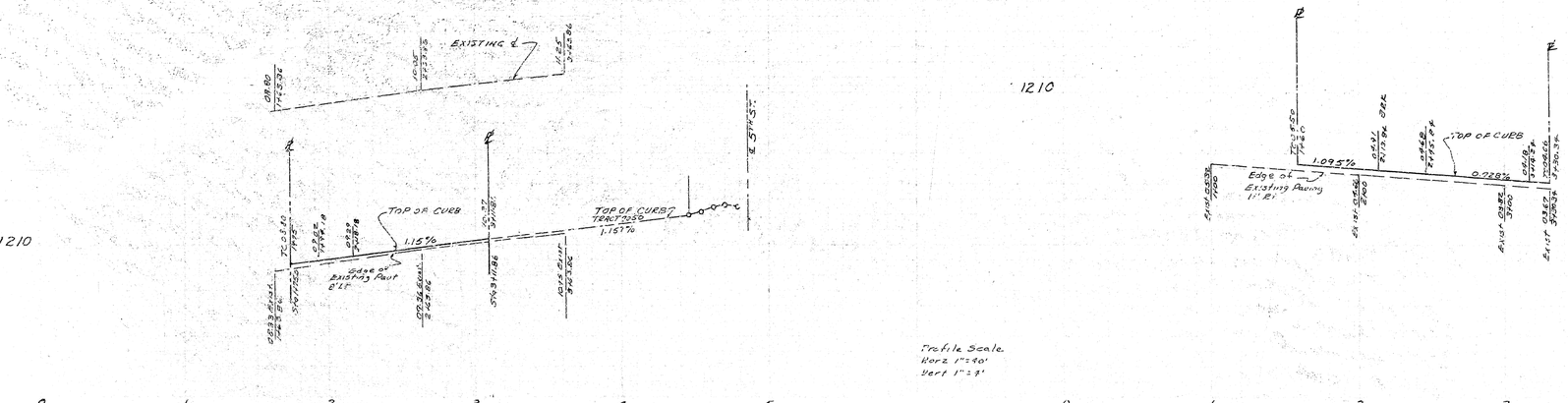

NOTES:

1. All work shown on these plans shall be done in conformity with applicable provisions of Specifications No 2521 of the City of San Bernardino.
2. All standard cross sections of curb and gutter and sidewalks and driveway approaches shall be as per City of San Bernardino Department of Engineering Standard Drawings No 2921 A & B & E
3. The existence and location shown underground utility pipes or structures shown on these plans are obtained by a search of available records. To the best of our knowledge there are no existing utilities except as shown on this map.
4. The contractor is required to take due precautionary measures to protect the utility lines and any other lines not of record or not shown on these drawings.
5. Sufficient soil tests by recognized soil testing laboratory shall be required to determine the adequacy of indicated street sections. If the results of these tests show the existing subgrade to be inferior, sufficient base material shall be placed to support the indicated surfacing and/or the surfacing thickness shall be increased.
6. BENCHMARK - on headwall of culvert N.E. Corner of Foothill Blvd and Meridian Ave Elev. 1207.79

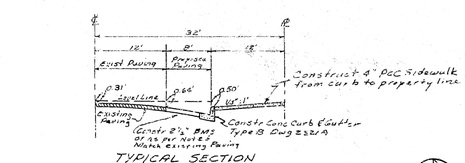

TYPICAL SECTION
MERIDIAN AVENUE



TYPICAL SECTION
DRIVEWAY AT CURB

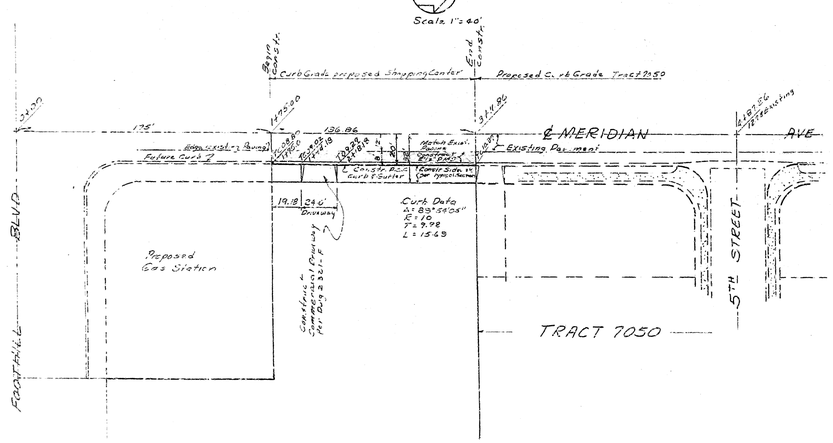

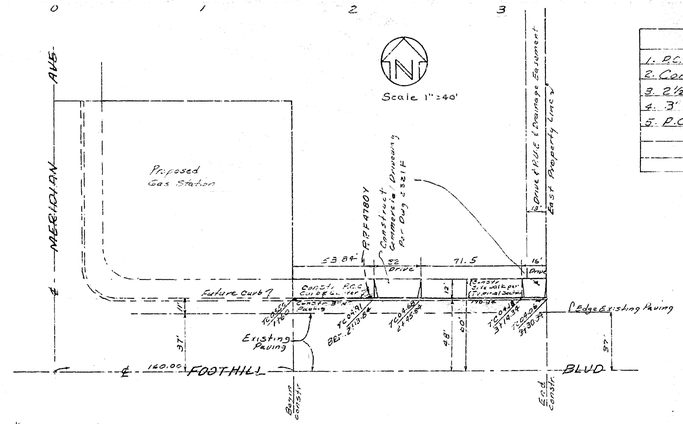

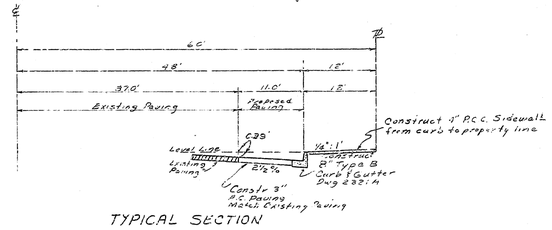

TYPICAL SECTION
FOOTHILL BLVD

ESTIMATE OF QUANTITIES

ITEM	QUANTITY
1. P.C.C. Curb & Gutter Type B	307 lin. ft.
2. Commercial Driveways	830 sq. ft.
3. 2½" R.M.S. Paving	890 sq. ft.
4. 3" A.C. Paving	1620 sq. ft.
5. P.C.C. Sidewalk	2700 sq. ft.

Ralph Stone RCE No 12620

DEPARTMENT OF ENGINEERING
CITY OF SAN BERNARDINO

IMPROVEMENT PLANS
PROPOSED CURBS
for SHOPPING CENTER
N.E. CORNER FOOTHILL BLVD & MERIDIAN AVE

SUBMITTED BY JOHNSON & STONE	REFERENCE	DRA ING NO
APPROVED October 28, 1963	DRAWN BY RGS	300'
J. L. Huber CITY ENGINEER		SHEET 1 OF 1
REGISTERED CIVIL ENGINEER NO. 18633		